ESTADISTICAS DE PROGRAMAS ALIMENTARIOS 1ER TRIMESTRE EJERCICIO 2025

PROGRAMA ESTANCIAS DE DIA	
TOTAL DE BENEFICIARIOS	100
HOMBRES	34
MUJERES	66

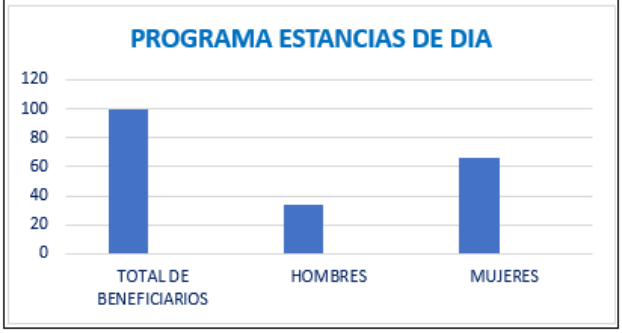

MUJERES EMBARAZADAS Y EN PERÍODO DE LACTANCIA	
TOTAL DE BENEFICIARIOS	21
HOMBRES	0
MUJERES	21

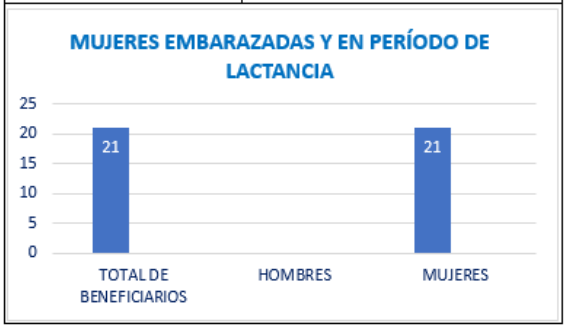

PROGRAMA ATENCIÓN ALIMENTARIA A GRUPOS PRIORITARIOS	
TOTAL DE BENEFICIARIOS	248
HOMBRES	123
MUJERES	125

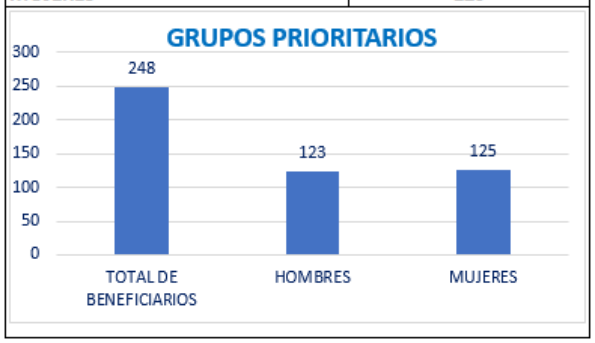

NIÑAS Y NIÑOS DE 12 A 24 MESES	
TOTAL DE BENEFICIARIOS	23
HOMBRES	0
MUJERES	23

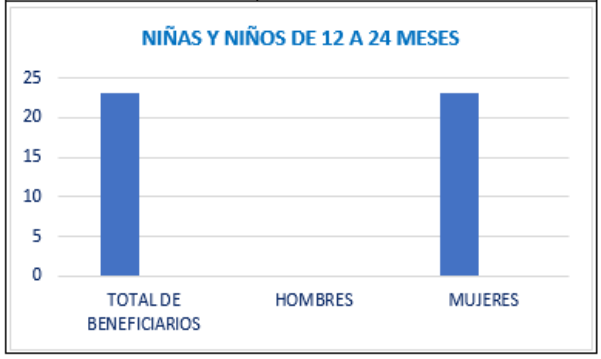

PROGRAMA ALIMENTACIÓN ESCOLAR MODALIDAD CALIENTE 2024-2025	
TOTAL DE BENEFICIARIOS	686
HOMBRES	350
MUJERES	336

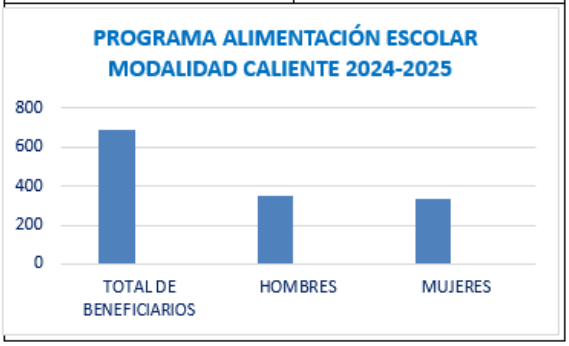
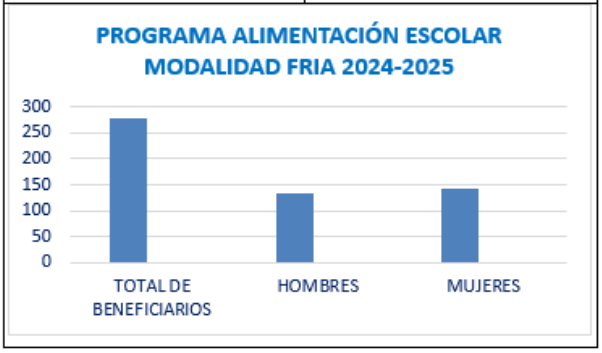
PROGRAMA ALIMENTACIÓN ESCOLAR MODALIDAD FRIA 2024-2025	
TOTAL DE BENEFICIARIOS	277
HOMBRES	133
MUJERES	144